

Bona Diamond Abrasives

Bona Diamond Abrasives are designed for fine surface abrasion of all types of hard coatings prior to overcoating with new finish.







Many floors, particularly pre-finished floors, are treated with ceramic reinforced UV-coatings (anti-scratch coatings) making the surface exceptionally difficult to sand; which is a necessity for good adhesion. Irrespective of whether the coating is new or has been in service the Bona Diamond Abrasives system can give you the perfect surface for overcoating.

Using the unique hardness of diamonds, even and secure results can be achieved on the toughest wood floor coatings. Lasting for at least 100 m² at a time (one set of 4 discs) and leaving no visible swirl marks, Bona Diamond Abrasives ensure smooth and fast performance – giving outstanding results.

- Excellent performance on hard materials
- Significantly reduced material expenditure
- Aggressive sanding without swirl marks
- Velcro fitting for quick disc swaps

Technical data

Abrasive disc:	Diamond abrasive disc, grit 240 <ul style="list-style-type: none"> - Excellent performance on hard materials - Last at least 100 m² (one set of 4 discs), 12 x longer than a conventional sanding screen - Gives aggressive sanding without swirl marks
Intermediate pad:	Pressure-equalizing foam insulation <ul style="list-style-type: none"> - Improves the Abrasive Discs ability to contour to the surface
Cleaning disc:	Fiber-weave pad with Velcro back <ul style="list-style-type: none"> - Picks up residual dust from the floor after sanding - Suitable cleaning method for smaller areas

Product	Type	Size	Units package	Appearance
Abrasive Disc	Multidisc	125 mm	12	
	Quattrodisc	150 mm	8	
Intermediate Pad	Multidisc	125 mm	3	
	Quattrodisc	150 mm	4	
Cleaning Disc	Multidisc	125 mm	12	
	Quattrodisc	150 mm	8	

Bona Diamond Abrasives were designed to be used with the Multidisc and Quattrodisc sanding plate attachments supplied with the Bona FlexiSand buffing machine. However, the abrasives will work with any similarly designed sanding systems, assuming that the pad size is either 150 or 125 mm in diameter. It should be noted that the Diamond Abrasives must be used as a complete system to ensure the best results are achieved.

Bona[®]

Phone 1300 882 806



Directions for use

1. Attach Intermediate pads to each of the individual sanding plates on the base of either the Multidisc or Quattrodisc.
2. Attach Diamond Abrasive Discs to each of the Intermediate Pads. Do **not** use the Diamond Abrasive Discs directly on the Multidisc / Quattrodisc. Always use intermediate pads between the base and the Abrasive disc / Cleaning disc to ensure the cut is as smooth as possible.
3. Sand the floor in a sweeping motion; both with and against the direction of the grain. Make sure all areas of the floor are thoroughly abraded.
4. On very uneven floors it may be necessary to sand some areas by hand. This should be done carefully using a Diamond Abrasive disc attached to an Intermediate pad.
5. The surface should be completely matt after the abrasion. Swap abrasive discs regularly.
6. Remove the fine dust created from the abrasion as follows.

Small areas: Use Bona Cleaning Discs.

- Attach them to the Intermediate Pads and buff the surface.
- The Cleaning Discs will become clogged with very fine dust during use. Swap discs or shake off the dust, outside the room, on a regular basis.
- Finally damp mop the surface before overcoating,

Large areas:

- Clean floor using a Bone PowerScrubber or an auto-scrubber equipped with a red pad.
 - Ensure machine, pad and cleaning water is perfectly clean.
7. The floor must be clean and dry before overcoating can take place. Consult the Bona Overcoating guide before proceeding – see separate datasheet.

Bona recommend the following products for overcoating:

On factory finished UV finish surfaces: Bona Traffic HD, Bona Traffic, Bona Traffic Anti-slip or Bona Sportive Finish.

On previously on-site-finished surfaces: Bona Traffic HD, Bona Traffic, Bona Traffic HD Anti-slip, Bona Sportive Finish.

Important notes

The information provided is prepared to the best of our current knowledge and makes no claim to be complete. The User is responsible for establishing that the product and recommendations herein are fit for the designated purpose, wood type and present situation before use. Bona can only guarantee the delivered product. A professional and thereby successful use of the product is beyond our control. If in doubt make a preliminary test. The User is required to read and understand all information contained on package labels and safety data sheets before using this product.

Bona[®]

Phone 1300 882 806